

Sophie Dupuis

Score in 6

Elles ont peint le crépuscule de noir et blanc
For ECM+ Generation2018

2018

Instrumentation

Flute/Piccolo

Clarinet in Bb/Bass Clarinet

Bassoon

Horn in F

Percussion

Db6 crotale

Flexatone

Triangle

Slapstick

Wooden wind chime

4 Woodblocks

Didgeridoo (or pvc pipe)

2 Dark cymbals

Vibraphone

2 Toms

Bass Drum

2 Bows

Hard mallets

Rubber mallets

Superball mallet

Piano

Fishing wires (cut in long pieces) with rosin

Long paper band

Glass or cup

Plectrum

2 Violins

Viola

Cello

Note to the performers

Special Notation

General

Glissandi duration is specified with empty stems (no noteheads) under the straight line joining two notes. Do not articulate this rhythm unless stated otherwise.

Start all **glissandi** right away.



¼ sharp



¼ flat



Repeat notes freely at regular time intervals, for the duration specified by the bracketed rhythmic figures above the staff. Hollow notes should be relatively longer than filled-in notes. The accidentals apply to the whole series of a repeated note.

e.g. In the example below, all the notes are sharpened, despite the barlines.



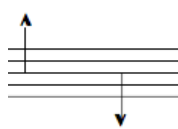
White noteheads should be held for relatively longer than black noteheads.



Approximate pitches



Play the highest/lowest possible note



Bisbigliando (wind instruments) - use two fingerings for the same note. "1" refers to the first fingering of your choice, and "2," to the second one.



Pattern enclosed in a rectangle frame are to be repeated freely for the duration covered by the thick horizontal line. Slashed patterns are to be played as fast as possible. The ones with the mention "slow" above it should be played slowly, and with the mention "fast," quickly. In these instances, the pattern is gradually moving from one speed to the next, i.e. played slow and accelerating to a fast pace, or from fast decelerating to a slow pace.



Angled beams shows that the notes are to be played slowly and gradually faster, or fast and gradually slower.



Strings

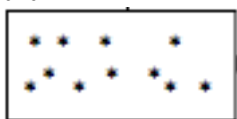
Play on the end pin with the bow



Excessive bow pressure, producing a cracking sound

P

Bounce bow screw on the strings while resting the fingers high on the fingerboard.



Play behind the bridge



Circular Bowing



Piano

Bow beam inside the piano with a long paper strip.

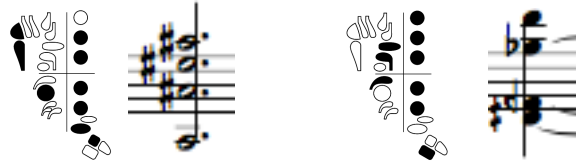


Bassoon

Touch the tongue on the reed without pushing air into the instrument. Should produce a percussive sound.

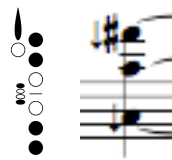


Multiphonics



Clarinet in Bb

Multiphonics



Horn in F

"Squeeze" – Pinch lips in the mouthpiece so that the sound seem to struggle to come out.

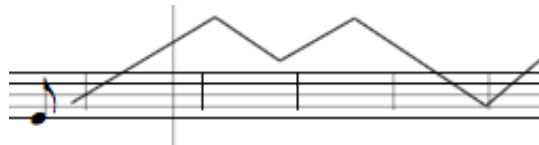
"rip!" – Go up through the harmonics series of the specified pitch.

Bass Clarinet

Mouthpiece only, bite down on the reed and blow while growling and singing.




Go up and down through the specified pitch harmonic series following the shape of the line.

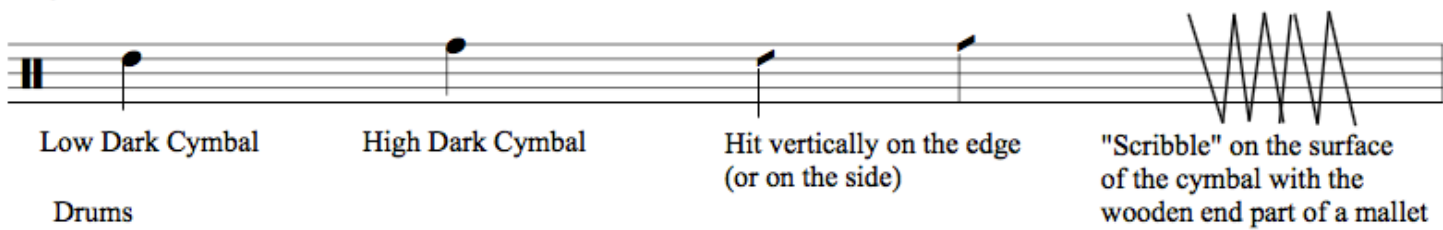


Percussion Legend


Woodblocks




Cymbals



Drums



Others



Elles ont peint le crépuscule de noir et blanc

for ECM+

Sophie Dupuis
2018

♩ = 72

Flute/Piccolo

Clarinet in B/
Bass Clarinet

Bassoon

Horn in F

Percussion

Piano

(Ped.) → *Prop pedal down
or hold without clearing

Violin I

Violin II

Viola

Cello

9 A

Fl.

B♭ Cl.

Bsn.

Hn.

Perc.

Pno.

Vln. I

Vln. II

Vla.

Vc.

B

17

Fl.

B♭ Cl.

Bsn.

Hn.

Perc.

Pno.

Vln. I

Vln. II

Vla.

Vc.

23

Fl.

B♭ Cl.

Bsn.

Hn.

Perc.

Pno.

Vln. I

Vln. II

Vla.

Vc.

Touch reed with tongue

mf

didgeridoo circular breathing slow fast

squeeze

f

squeeze

ord.

p

(Ha.In.Ha)

mf

Scrape plectrum along the grooves of the string

ord.

pp

l.v.

mf slow (stopping sound)

f fast (continuous sound)

mf slow (stopping sound)

mf

15^{ma}

P 8^{va} (continuous sound)

release pressure

p

slow bowing (stopping sound)

f

fast (continuous sound)

slow bowing (stopping sound)

pp

P slow bowing (stopping sound)

f

fast (continuous sound)

slow bowing (stopping sound)

Bow freely

p

f

pp

C

29

Fl.

B♭ Cl.

Bsn.

Hn.

Perc. *Vibraphone with bows (prop pedal down)* *l.v.* *l.v.* *Cymbal with bow*

Pno. *mf* *f* *ff* *mp*

Vln. I

Vln. II *legato e flautando* *n* *pp*

Vla. *legato e flautando* *n* *pp* *touch fourth ad lib.* *n*

Vc.

34

Fl. *legato e flautando ad lib.* *pp* *n* *pp* *n* *pp*

B♭ Cl. *n < pp* *> n* *n < pp* *> n* *n < pp*

Bsn.

Hn. *legato* *mf* *p* *pp*

Perc. *l.v.*

Pno. *legato e flautando ad lib.* *pp* *> n* *pp* *> n*

Vln. I *legato e flautando ad lib.* *pp*

Vln. II

Vla. *pp* *> n* *n < pp* *> n < pp* *> n < pp*

Vc.

41

D

Fl. *f* *ff* *mf*

B♭ Cl. *f* *ff* *mf*

Bsn. *f* *ff*

Hn.

Perc. *ff* Slap stick

Pno. *f* *mf*

Vln. I

Vln. II *f sub.*

Vla. *n* *f sub.* *ff* *f* *mf* gliss.

Vc. *f* *mf*

45

Fl. *pp* *f* *ff*

B♭ Cl. *p* *f* *ff*

Bsn. *pp* *f* *ff*

Hn. *f* *ff*

Perc. *mf* *f* *ff* Vibraphone mallets *mf* *f* *ff*

Pno. *p* *f* *ff* *ppp* *f sub.* *mp* *ff* *gliss.*

Vln. I *fp* *f* *ff* *gliss.*

Vln. II *ad lib.* *n* *f* *n* *f* *ff* *gliss.*

Vla. *ppp* *f sub.* *ppp* *mp* *ff* *gliss.*

Vc. *p* *f* *ff* *sul pont.*